


Technical data sheet GEOGRAVEL

1. DESCRIPTION

GEOGRAVEL is a high-strength plastic grass paver for permeable drivable areas.

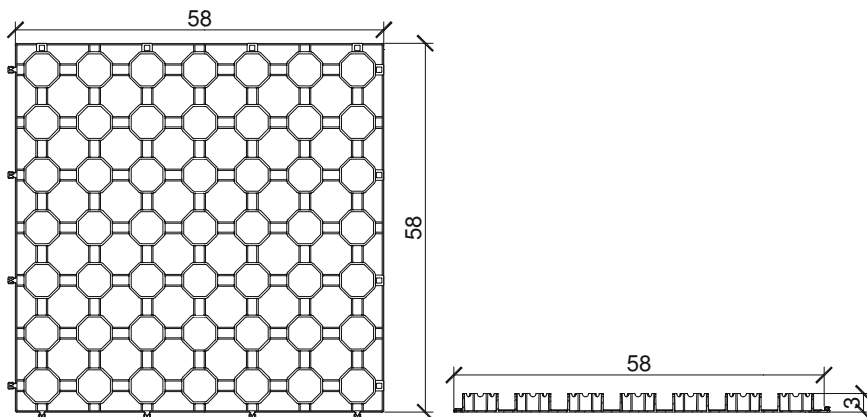


2. TECHNICAL SPECIFICATIONS

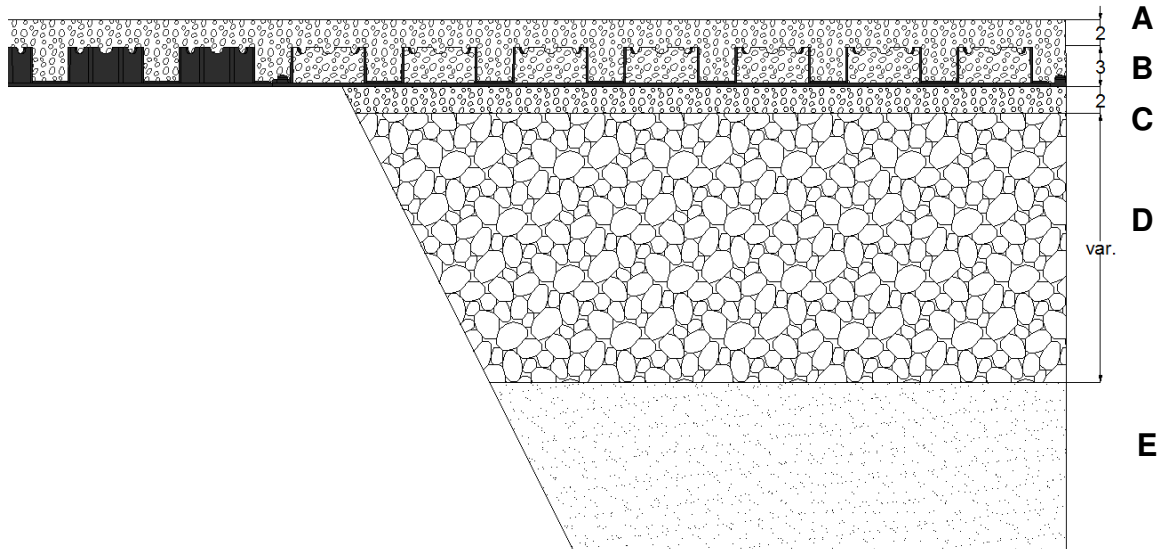
Material	-	High density polyethylene (HDPE)
Percentage of recycled material	%	0
Colour	-	White
Dimensions	cm	58 x 58 XH3
Cells dimensions (tolerance $\pm 2\%$)	cm	$\varnothing 5.2$
Weight	kg	0.85
Wall thickness	mm	18
UV stabilised	-	Si
Load bearing capacity (filled grid)	t/m ²	500
Traffic load rating*	t/axle	10
Permeability	%	61
Filling volume	m ³ /m ²	0.027
Type of connection	-	interlocking
Place of production	-	Italy

* according to DIN1072

3. TECHNICAL DRAWINGS



4. INSTALLATION



A- Fine gravel; B- Geogavel; C- Bedding layer; D- Foundation; E- Natural soil

1- Ground preparation

Remove topsoil and dig to the depth required by the build-up of foundation and pavers.

2- Foundation

A permeable foundation is to be built, typically at least 150 mm of well compacted crushed stone placed over a geotextile separation membrane. The foundation must in any case be built so that it is capable of carrying the maximum bearing load likely to be applied and in the wettest of conditions; please refer to local norms and regulations as well as best practice for foundation construction. A preliminary geotechnical investigation may be required.

We suggest the following thickness:

- Walking area: 8-10 cm
- Cars area: 18-20 cm
- Truks area: 30-40 cm

3- Bedding

Lay 30 mm of fine gravel, well compacted and leveled.

4- GEOGRAVEL paver laying

Install the GEOGRAVEL grids. Take care of leaving a gap of at least 30 mm between the grids and any fixed object (curbs, manholes, walls...) to allow for thermal expansion. The pavers can be easily cut to shape to fit around obstructions. Installation time around 70 m² per hour per man. The maximum recommended installation slope is 8%.

5- GEOGRAVEL paver filling

Fill the cells with the chosen material until about 10 mm above the pavers. Level and compact the filling material.

6- Maintenance and usage recommendations

Periodically check if the surface needs topping up. Avoid using the area paved with GEOGRAVEL for turning areas of heavy vehicles (HGVs and others).

5. PACKAGING AND TRANSPORT

Product code	-	FGEOGRAVBV5858
Pcs per sqm	Pz	3
Type of packaging	-	Stacked on pallet
Pcs per pallet	pz	300
Surface per pallet	m ²	100
Packaging dimensions	cm	120x120xH240

6. ACCESSORIES

Marking cap for GEOGRAVEL

Product code	-	FRUNTAB0005 (blue) FRUNTAG0005 (yellow)
Shape	-	Octagonal
Dimensions	cm	7,8x7,8
Total elevation (above the paver)	cm	1,1
Quantity for line marking	pz/ml	4
Material	-	HD PE

